

GRIPPS®

GRIPPS Technical Specification Sheet:

GRIPPS® Dual Arm Tool-Hitch Models: H01057



H01057
Dual Arm Tool-Hitch
Max Load: 16.0kg | 35.0lbs
ANSI/ISEA 121-2018 COMPLIANT

FOR PRODUCT SUPPORT CONTACT:

support@gripps.com | +61 3 8383 9458

WWW.GRIPPS.COM

GRIPPS® Dual Arm Tool-Hitch

SAFETY INFORMATION

⚠️ WARNING Before using the GRIPPS® Dual Arm Tool-Hitch, read all provided safety information pertaining to the use of your Dropped Tool Prevention (DTP) device. **FAILURE TO DO SO COULD RESULT IN INJURY OR DEATH.**

The user of a DTP device bears the responsibility of reading all safety information contained herein. Keep this manual for future reference.

Intended Use:

When used properly, the GRIPPS® Dual Arm Tool-Hitch can prevent workplace hazards resulting from dropped tools. These may include personal injury and material damage.

GRIPPS® does not approve use of this device for any activities not described in the User Instructions. This device is not intended to be used in any recreational activity, as a personal fall-arrest device or in any other manner not described herein.

⚠️ WARNING Misuse of this device could result in serious injury or death.

Adhere to all manufacturer recommendations regarding the operation and maintenance of this device. For additional information, contact GRIPPS® customer support.

Read and adhere to the following in order to ensure correct operational functionality:

- Your DTP should never be used as a personal fall-arrest device or restraint system.
- Do not use this device with tools that exceed the specified maximum load/weight.
- A DTP device used in applications that exceed the limits of operation specified by the manufacturer should be considered unsafe and should be replaced.
- Do not tether a tool over 2.5kg/5.5lbs directly to your clothing or person.
- Inspect your DTP device before each use.
- Ensure the DTP device is securely connected to a load rated tool connector or anchor point before use.
- Inspect any tool connector point before it is connected to the DTP device.
- Modification of the DTP device voids all warranties and violates manufacturer recommendations.
- Do not use a tool that cannot be connected to your DTP in the manner specified by GRIPPS®.
- It is unsafe to extend the length of the DTP product by any means.
- Do not use this product if it will create an unsafe working environment.
- Use extra precaution around moving machinery, moving parts, electrical hazards, extreme temperatures, chemical hazards, or combustion hazards.
- Avoid contact between the Dual Arm Tool-Hitch and rough or sharp edges.
- All connected tools and equipment, including connection points, must be compatible for use with this DTP device.
- Always wear appropriate personal protective equipment.

- If a tether has arrested a dropped tool or object, it should be taken out of service and replaced.
- All procedures shown in this instruction are for GRIPPS® Tool Hitch products only.

GENERAL USE AND CARE

GRIPPS® Tool Hitches are designed to be used with tools that have no suitable tool connector point and are typically heavy, such as power tools, sledge hammers or crow bars. GRIPPS® Tool Hitches are compatible with the GRIPPS® Tool Tether range.


Recommended Use of GRIPPS® Dual Arm Tool-Hitch:

1. Use H01057 Dual Arm Tool-Hitch on tools that weigh up to 16kg/35lbs.
2. Only secure arms on Tool-Hitches with GRIPPS® V-Gripp Tape.
3. Only use in combination with GRIPPS® Tool Tethers.

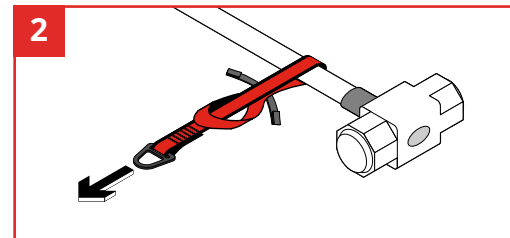
Before Use:

Thoroughly inspect your GRIPPS® DTP device before each use. Do not use any component that presents deformities or deterioration. Before use: Thoroughly clean tool of any soiling and grease prior to application

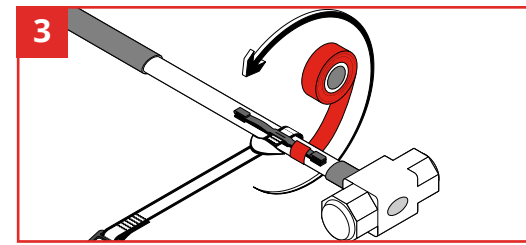
HOW TO USE / INSTRUCTIONS:



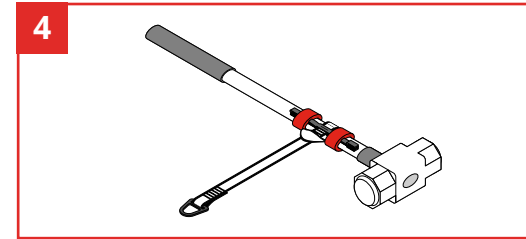
Lay out Tool Hitch flat on ground or a table.



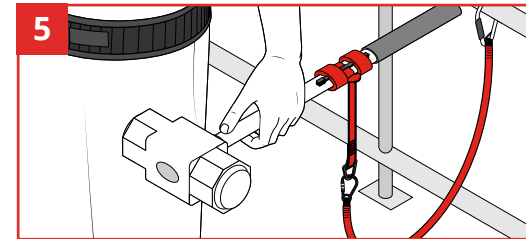
Pass one end of the Tool Hitch around the neck (near tool's centre of gravity). Then pass the D-Ring end back through the Tool Hitch loop to create a choke-hold.



Apply GRIPPS® V-Gripp Tape to the straps/wings of the Tool Hitch. Wrap around 10x times on either side.



Test tape effectiveness and pull on Tool Hitch to test strength.



Your Tool Hitch is ready to tether to a suitable anchor point using an appropriate Tool Tether.

After Use Care:

Clean and inspect the Dual Arm Tool-Hitch and any connected tethers. For tougher stains, use warm water and a mild soap or detergent. Do not use again until dry.

Store in a clean and dry environment. Proper care will help to ensure that it will operate effectively and extend its service.

GRIPPS®



linkedin.com/company/grippsglobal



facebook.com/grippsglobal



youtube.com/@gripps3480grippsglobal



instagram.com/grippsglobal